

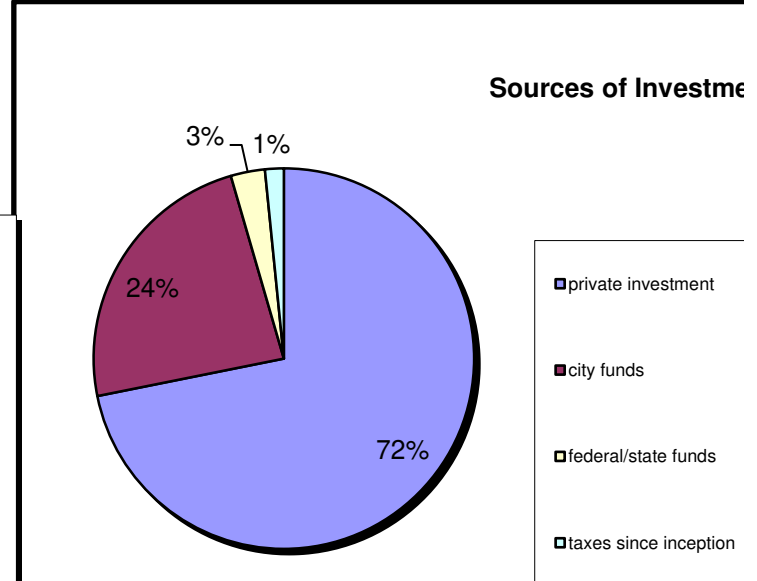
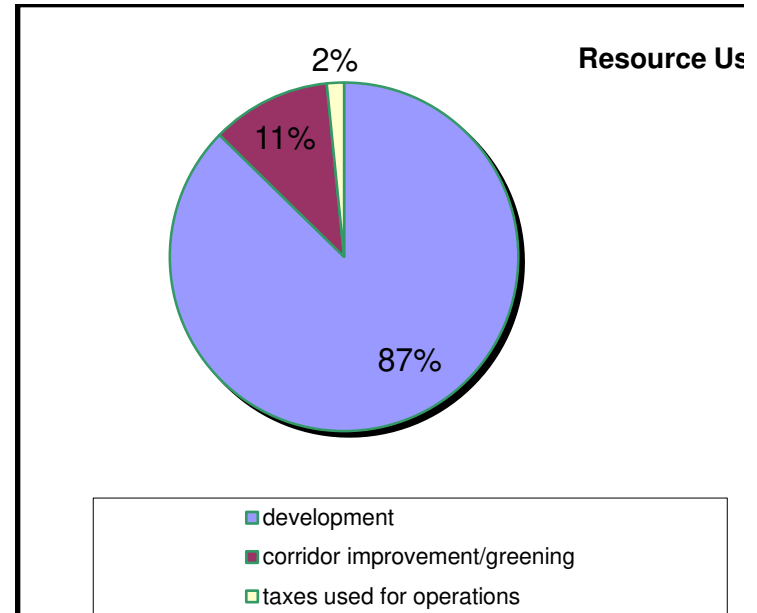
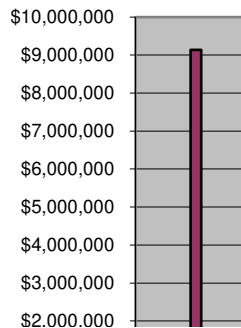
West Colfax BID Historical Fund Tracking

DIRECT FUNDS RAISED FOR BID INITIATIVES		
source	amount	description
CDBG	\$ 27,500	Facades
CDBG	\$ 693,320	Streetscape improvements
Governor's Energy Office	\$ 150,000	Business energy efficiency
CDBG	\$ 25,000	Operating support during 2007-08
Better Bond Funds	\$ 1,035,000	BID on-street parking initiative
Xcel Franchise Fee	\$ 175,000	BID on-street parking initiative (Xcel estimate: \$100000-\$250000)
CDOT Road Maint. Supple.	\$ 500,000	BID on-street parking initiative
Greenfax	\$ 18,000	Energy efficiency
GO Bond	\$ 6,400,000	Mobility
West Colfax Connects I & II	\$ 105,000	Mobility
Public Art	\$ 6,000	Public Art
SUBTOTAL	\$ 9,134,820	

INVESTMENTS UNDERTAKEN BY PARTNERS		
source	amount	description
Business Investment + rebates	\$ 98,060	facades+energy effic/renewable upgrades
Renaissance Development	\$ 17,853,330	Mixed use project
Urban Land Conservancy	\$ 1,500,000	Site improvements over 2 acres
Denver Public Library/Better Bond	\$ 12,000,000	28,000 sf Westside library
Avondale Apartments	\$ 20,000,000	Mixed use project
Del Norte NDC	\$ 200,000	Building renovation
Property owners	\$ 296,000	Façade Investments
EFG	\$ 20,000,000	Infrastructure
SUBTOTAL	\$ 71,947,390	

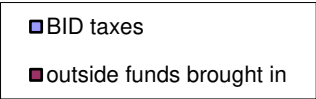
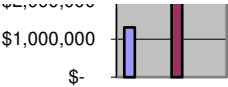
BID TAXES SINCE INCEPTION	
Year	Amount
2007	\$ 102,940
2008	\$ 102,574
2009	\$ 101,322
2010	\$ 106,265
2011	\$ 101,182
2012	\$ 95,603
2013	\$ 98,163
2014	\$ 135,606
2015	\$ 148,310
2016	\$ 159,093

Leveraging for BID Initiatives



West Colfax BID Historical Fund Tracking

2017	\$ 158,109
SUBTOTAL	\$ 1,309,167
TOTAL INVESTMENT	\$ 79,773,043



West Colfax BID Historical Fund Tracking

ses

nts

]

West Colfax BID Historical Fund Tracking

